

MINIATURE MCM SLAT BENCH/COFFEE TABLE

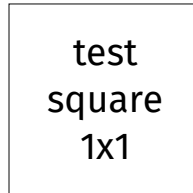
1:12 SCALE



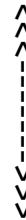
outer slats

$1/4 \times 4$ (makes 2 of $1/8 \times 4$)


0.25×4 (makes 2 of 0.125×4)



test
square
1x1




grain direction
for basswood



bottom of legs

$1/4 \times 15/16$ makes 2 of $1/8 \times 15/16$)

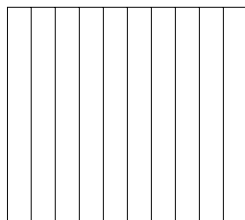
0.25×0.9375 (makes 2 of 0.125×0.9375)



inner slats

2 x $1-7/8$ (makes 16 of $1/8 \times 1-7/8$)

2 x 1.875 (makes 16 of 0.125×1.875)



cross slats (4), top of legs (2), vertical part of legs (4)

$1-1/4 \times 1-1/8$ (makes 10 of $1/8 \times 1-1/8$)

1.25×1.125 (makes 10 of 0.125×1.125)